

## KITCHEN CABINETS

THERE IS NO SUBSTITUTE FOR WOOD  
DON'T SETTLE FOR ANYTHING ELSE

### Valencia

Lustrous Nutmeg Finish — Distinctive, elegant, classic old world charm. Soft tones of rich wood graining accents the sculptured doors and drawer fronts. Heavy antique brass pulls complement this Mediterranean designed kitchen furniture for the "Now Generation." One hundred years of experience with northern hardwoods are built into this high styled competitively priced kitchen furniture.

- 3-COAT FINISH
- and exclusive "Whisper-Quiet" drawer closing... special felt pad cushioning at sides.



## Country Estate

The accent is on oak! Timeless elegance in country flair brings warmth to a room and a welcome country atmosphere.

- Antique brass hardware
- The three coat finish is highly resistant to virtually all kinds of scuffs and stains.

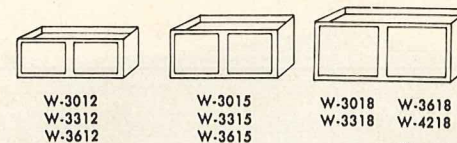
**DESIGN** — Scotty's will help you plan a complete kitchen using Connor cabinets in beautiful Valencia or Country Estate styling. Bring a drawing of the kitchen floor plan and dimensions with you and be creative. We can also suggest counter tops, range hoods, appliances, carpeting, wall covering and lighting fixtures to fit your needs and decor.

**REMODELING** — For new ideas, come to Scotty's and walk through our model kitchen. Our Scotty's salesman will be glad to help you plan for a convenient, modern and beautiful kitchen and to give you a free estimate — no obligation.

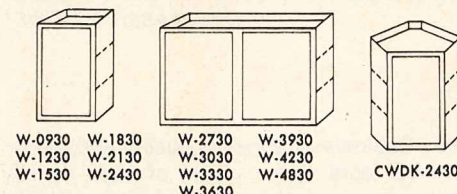
# Valencia AND Country Estate STYLING



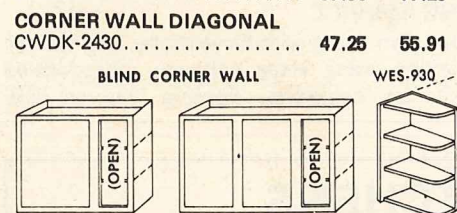
All base and wall cabinets can be pulled 3" from the wall. The first two numbers in the model number tell width and the last two tell height. All wall cabinets are 12" deep.



	Valencia	Country Estate
<b>12" WALL CABINETS</b>		
W-3012	24.87	32.69
W-3312	26.04	39.92
W-3612	27.38	42.06
<b>15" WALL CABINETS</b>		
W-3015	27.52	35.61
W-3315	29.07	39.96
W-3615	30.31	41.98
<b>18" WALL CABINETS</b>		
W-3018	29.92	39.09
W-3318	33.31	43.04
W-3618	36.84	47.21
W-4218	40.23	55.76

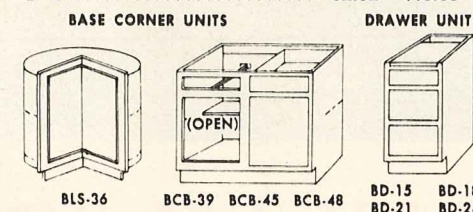


	Valencia	Country Estate
<b>30" WALL CABINETS</b>		
W-0930	19.22	26.42
W-1230	22.82	31.26
W-1530	27.33	36.11
W-1830	29.84	38.77
W-2130	32.07	41.26
W-2430	34.71	47.89
W-2730	39.35	60.31
W-3030	42.02	62.16
W-3330	44.90	64.78
W-3630	46.83	67.28
W-3930	49.42	69.65
W-4230	51.93	71.80
W-4830	57.96	77.28
<b>CORNER WALL DIAGONAL</b>		
CWDK-2430	47.25	55.91



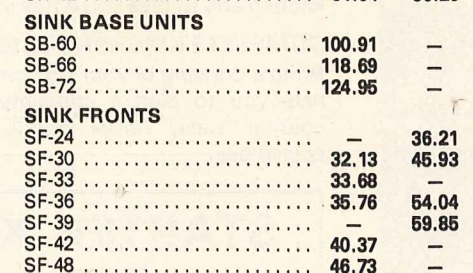
	Valencia	Country Estate
<b>BLIND CORNER WALL</b>		
BCW-2430	32.58	42.44
BCW-3030	36.71	49.81
BCW-3630	43.07	58.01
BCW-3930	49.91	68.98
BCW-4230	51.80	76.35
BCW-4830	57.96	82.17
<b>BLIND ISLAND CABINET</b>		
BIB-48	—	161.37
<b>WALL MISCELLANEOUS</b>		
WES-930 Shelves	23.00	34.39
WFS-2 Filler Strip	3.50	—
WFS-3 Filler Strip	4.00	4.66
<b>VALANCES</b>		
SCAL-48"	13.00	10.72
SCAL-72"	18.00	15.00
SCAL-84"	24.50	—

	Valencia	Country Estate
<b>BASE CABINETS (34 1/2" high)</b>		
T-09	34.82	47.89
B-12	36.08	52.31
B-15	40.95	55.19
B-18	43.36	61.19
B-21	45.62	67.73
B-24	50.55	69.93
B-27	56.99	80.73
B-30	64.19	88.59
B-33	68.39	95.95
B-36	71.34	99.22
B-39	73.94	105.36
B-42	76.59	107.73
B-48	82.52	116.53



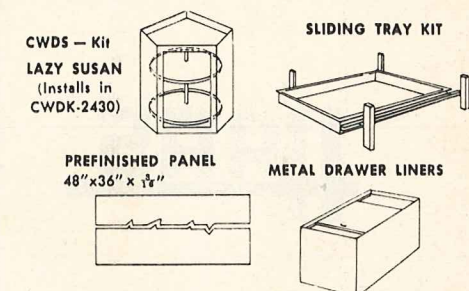
	Valencia	Country Estate
<b>BASE CORNER UNITS</b>		
BLS-36	81.96	110.80
BCB-39	59.35	74.09
BCB-45	68.32	95.50
BCB-48	75.11	100.59
<b>BASE END SHELVES</b>		
BOES-12	—	56.05
BES-12	—	56.05
<b>BREAD DRAWER UNITS (with cutting board)</b>		
BD-15	51.88	88.98
BD-18	54.62	104.59
BD-21	58.86	100.98
BD-24	63.06	106.31

	Valencia	Country Estate
<b>SINK RANGE UNITS</b>		
SR-30	51.15	77.20
SR-33	53.76	80.19
SR-36	56.67	83.21
SR-42	61.04	90.20
<b>SINK BASE UNITS</b>		
SB-60	100.91	—
SB-66	118.69	—
SB-72	124.95	—
<b>SINK FRONTS</b>		
SF-24	—	36.21
SF-30	32.13	45.93
SF-33	33.68	—
SF-36	35.76	54.04
SF-39	—	59.85
SF-42	40.37	—
SF-48	46.73	—



	Valencia	Country Estate
<b>OVEN UNITS</b>		
OU-24	120.00	—
OU-27	126.10	—
OU-2427	—	174.85

	Valencia	Country Estate
<b>BROOM CABINETS</b>		
BC-1824	89.20	126.19
BC-2424	100.18	144.59



	Valencia	Country Estate
<b>ACCESSORIES</b>		
CWDS-Lazy Susan Kit	24.50	25.86
18" Sliding Tray	17.00	17.25
24" Sliding Tray Kit	18.00	18.95
15" Drawer Liners	9.00	—
18" Drawer Liners	10.00	—
21" Drawer Liners	11.00	—
24" Drawer Liners	11.50	—
48" x 36" Panel	18.00	19.06
Wine Rack	—	6.57
Cutlery Tray	—	5.68

	Valencia	Country Estate
<b>LINEN SHELF KIT</b>		
LK-Shelf 18 - 18"	—	1.74
LK-Shelf 24 - 24"	—	2.76
<b>CHOPPING BLOCK</b>		
1824	—	24.26
2424	—	31.58

	Valencia	Country Estate
<b>DESK UNIT</b>		
BDB-18	—	71.71
V-27 Drawer	—	27.02

	Valencia	Country Estate
<b>MISCELLANEOUS</b>		
FBE Base End R-L	17.00	17.98
EP-2434 End Panel	10.00	15.68
EP-2484 End Panel	—	29.75
RF-3015 Range Front	17.50	19.79
Mark-27 Front	25.50	24.96
BFS-2 Filler Strip	4.00	—
BFS-3 Filler Strip	5.00	5.96
BFS-6 Filler Strip	12.50	10.38
BCF-3 Complete	15.00	13.04

	Valencia	Country Estate
<b>SINK FRONT BOTTOMS</b>		
SFB-3624	5.00	6.87
SFB-4824	10.00	9.11

	Valencia	Country Estate
<b>MOULDING</b>		
Trim 7" length	—	1.50
Trim 8" length	2.00	—
Outside Corner 8" length	—	1.41
Soffit 10" length	6.00	—
Cove 8" length	—	1.20

	Valencia	Country Estate
<b>CABINET HARDWARE</b>		
Hinges	1.50	1.92
Vent Bracket Set	30c	27c
Bread Board Knob	38c	43c
Putty Stick	80c	99c
Pull - large	1.00	—
Pull - small	1.00	—
Touch Up Aerosol	8.00	6.62
Brush On - Pint	2.50	2.07
Side Mount Drawer Hardware	—	3.59
Side Mount Drawer Hardware	—	3.72
Door Pull	—	57c
Drawer Pull	—	1.18
Back Plate	—	84c